


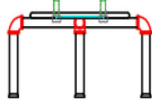




BROOKLYN BISTRO TABLE ASSEMBLY INSTRUCTIONS

A	B	C	D	E	F
					
1PC	1PC	1PC	1PC	M8*4PCS	1PC

1. Fasten the center post "C" onto the table base "D", using the nuts "E" with tool "F";
2. Spin the height adjustment round locking ring "B" onto the table top "A";
3. Thread the table top "A" into table base "C" to your specified height;
4. Rotate the height adjustment round locking ring "B" clockwise down until snug;

Do not use the table at any height without the adjustment locked for safety and stability;

