
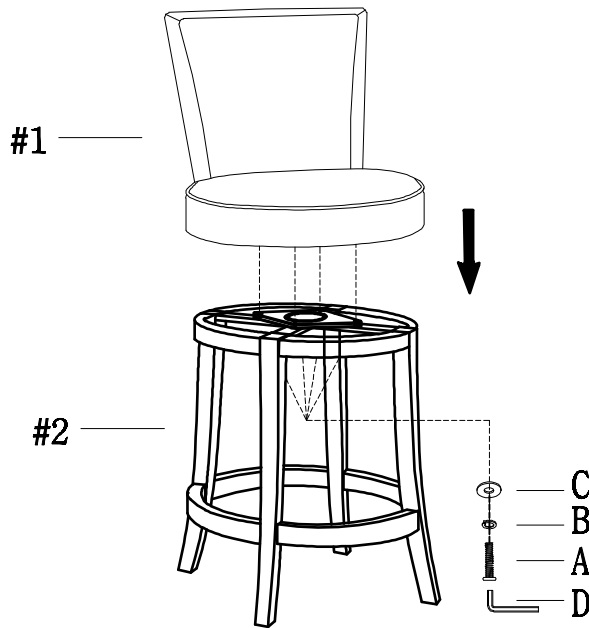




ASSEMBLY INSTRUCTION

LC4044 BOSTON SWIVL STOOL





Step 1



PARTS LIST

	DRAWING	DESCRIPTION	QTY
#1		TOP SEAT	1PC
#2		BASE	1PC

Hardware List

NO	SKETCH	DESCRIPTION	QTY
A		Allen Bolt 1/4"x1"	4pcs
B		Spring Washer 1/4"	4pcs
C		Flat Washer 1/4"x16mm	4pcs
D		Allen Key 4mm	1pc