

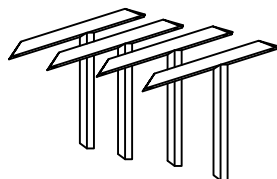


## Product Assembly Instructions LCVEDIBLTOP/LCVEDIBLBASE

### PART LIST



A : MARBLE TOP x1



B : TABLE LEG x4

### HARDWARE LIST



C : JCBC SCREW M6 x 50MM(BLK) x4



D : JCBC SCREW M6 x 40MM x4



E : SPRING WASHER 1/4" x4



F : SPRING WASHER 1/4"(BLK) x4

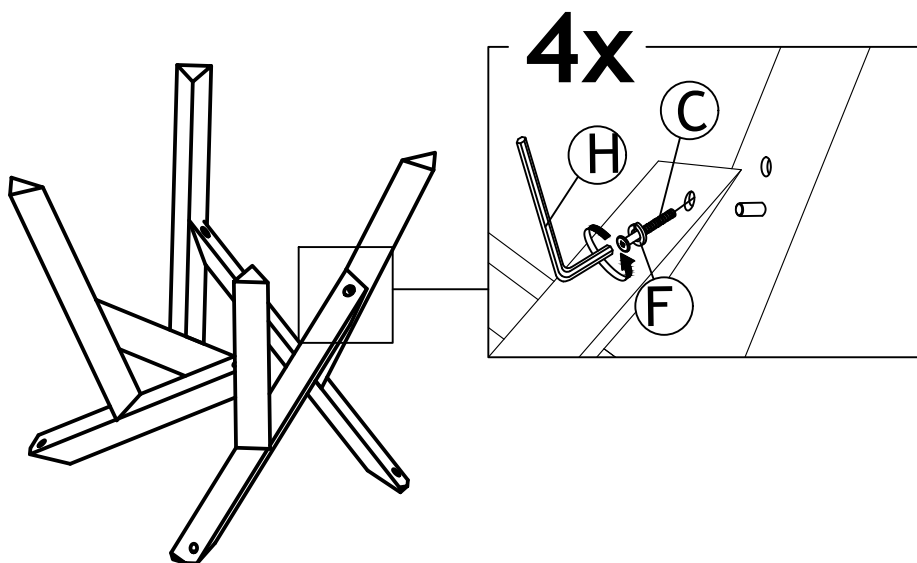


G : ADJUSTABLE SCREW x4

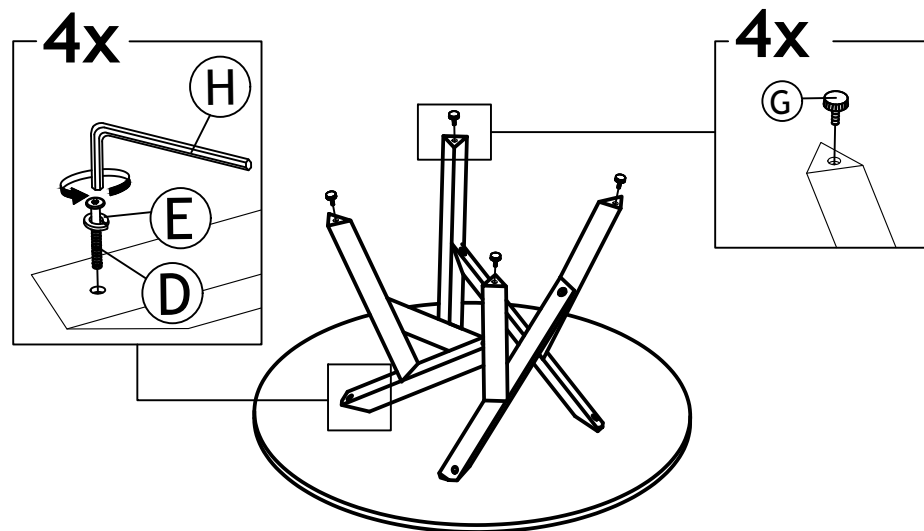


H : M4 ALLEN KEY (BALL SHAPE) LONG x1


### STEP 1



### STEP 2



### STEP 3



ASSEMBLY COMPLETED